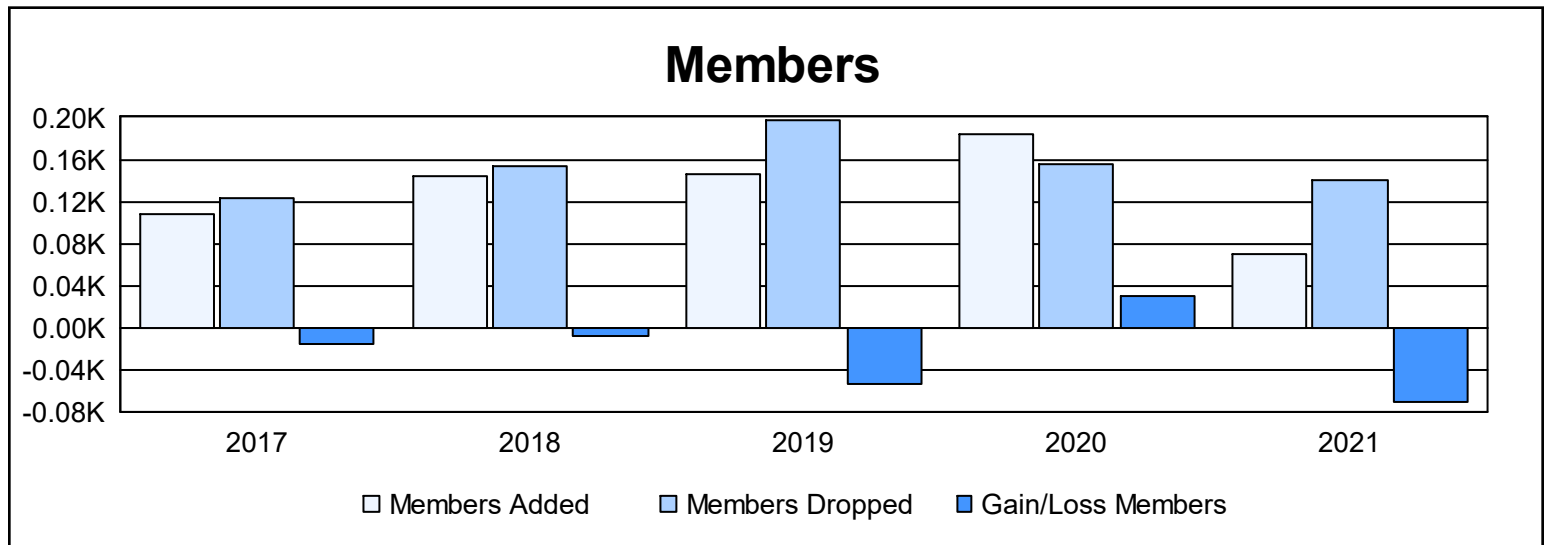
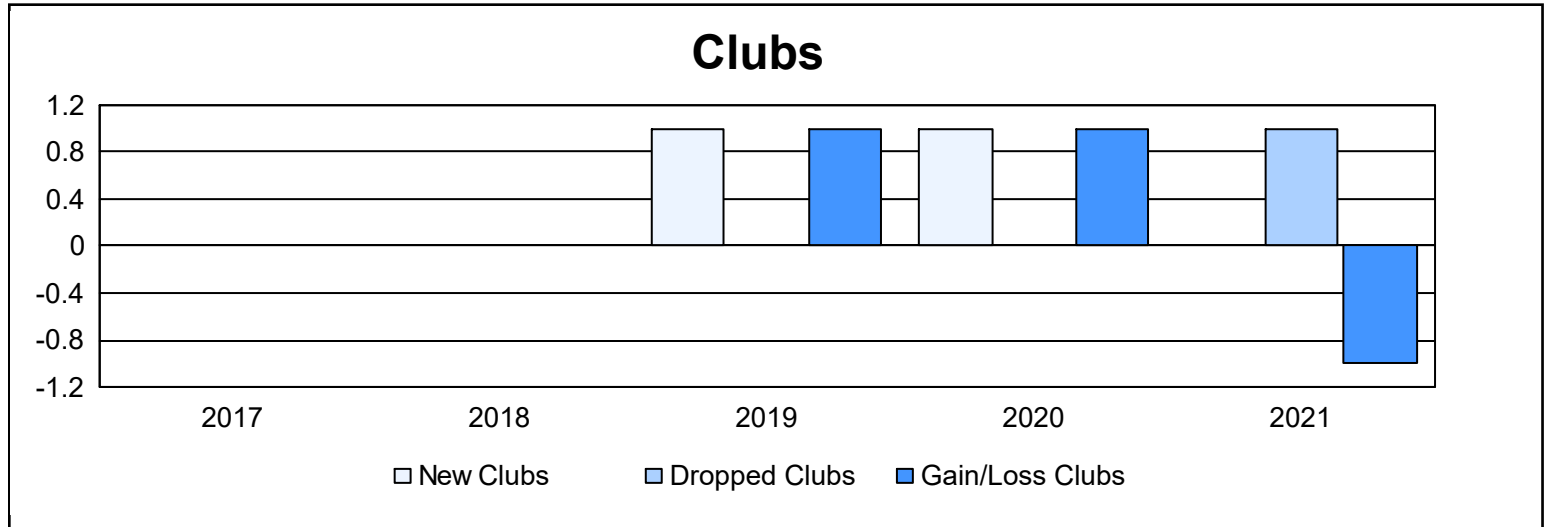
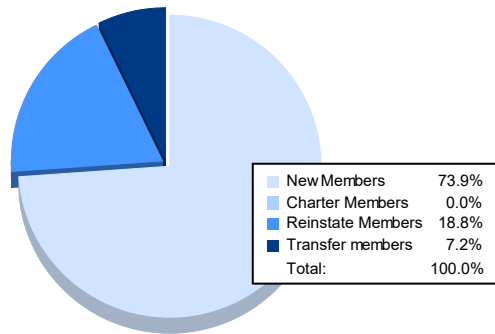


| Year           | New Clubs | Dropped Clubs | Gain/ Loss Clubs | New Members | Charter Members | Reinstate Members | Transfer Members | Total Member Added | Total Members Dropped | Gain/ Loss Members |
|----------------|-----------|---------------|------------------|-------------|-----------------|-------------------|------------------|--------------------|-----------------------|--------------------|
| 2016-2017      | 0         | 0             | 0                | 96          | 0               | 6                 | 5                | 107                | 123                   | -16                |
| 2017-2018      | 0         | 0             | 0                | 110         | 0               | 22                | 12               | 144                | 153                   | -9                 |
| 2018-2019      | 1         | 0             | 1                | 100         | 21              | 8                 | 16               | 145                | 198                   | -53                |
| 2019-2020      | 1         | 0             | 1                | 138         | 23              | 10                | 13               | 184                | 155                   | 29                 |
| 2020-2021      | 0         | 1             | -1               | 51          | 0               | 13                | 5                | 69                 | 140                   | -71                |
| <b>Average</b> | <b>0</b>  | <b>0</b>      | <b>0</b>         | <b>99</b>   | <b>9</b>        | <b>12</b>         | <b>10</b>        | <b>130</b>         | <b>154</b>            | <b>-24</b>         |



### Membership Composition June 2021 Cumulative



### Gender Composition June 2021 Cumulative

